



***Lakota West
Marching Firebirds***

***Band Handbook
2009-2010***

The TOP TEN List

“Things you need to do to get ready for Band Camp”

- 10 Make sure your student and parent contact information is updated in Charms, our online band management system (be sure to include your birthday!). This information is used for all band records and communication. Click on the Charms logo on www.lakotawestbands.org. If you need login help, please contact membership@lakotawestbands.org.
- 9 Complete the *Medical Information and Emergency Authorization Form* (page 27, 28) and submit during Pre-Camp. **Must be signed by parent/guardian!** Include a recent picture and a photocopy of front and back of your insurance card (If you don't have insurance, please note on form). **Due dates:** Color Guard – May 5; Leadership Team – July 30; Marching Band – August 3.
- 8 Complete the *First Aid and Medication Authorization Form* (page 29) and submit during Pre-Camp. **Must be signed by parent/guardian.**
- 7 Complete the *Substance Abuse Student Pledge* and *Marching Firebirds Contract* (page 32) and submit during Pre-Camp. **Must be signed by student AND parent/guardian.**
- 6 Complete the *Wright State University Release Waiver* (page 33) and submit during Pre-Camp. **Must be signed by parent/guardian.**
- 5 Parents, complete and submit the *Upbeat Club Volunteer Interest Form* (page 23, 24). Or simply go online at www.lakotawestbands.org/volunteerform.
- 4 Subscribe to the Lakota West Band News email list to receive weekly director announcements and other critical updates. Please subscribe online at www.lakotawestbands.org/newssubscribeentry.
- 3 Make sure you know your assigned uniform fitting date/time and how to purchase gloves, shoes and berets (pages 8 and 14). Also, make note of whether you are supposed to bring your two two-liter bottles of pop to Uniform Fitting Day or to Band Camp. **Uniform Fitting days are at Lakota West after Pre-Camp on August 4, 5 and 6! Uniform Contract must be signed by student and parent/guardian, submit during Pre-Camp.**
- 2 Set your alarm clock for bright and early on Monday, August 3. **Pre-Camp begins at 7:00 a.m. on August 3 at the Freshman School!**
- 1 Review the Band Camp information on page 15 for dates, times, check-in/check-out information, and the recommended packing list. The map to Wright State is on page 20. **Band Camp starts at Wright State on Sunday, August 9!** Get ready for the most amazing year ever!

CHECK FOR LATEST INFORMATION

www.lakotawestbands.org

“a band parent’s best friend”

2009 – 2010 Marching Firebirds Handbook

CONTENTS

Topic	Page
Student Information & Guidelines	
Introduction	4
Band Guidelines	5
Student Leadership	6
Attendance	7
Discipline	7
Alternates	8
Uniforms	8
Wearing the Uniform	9
In the Stands	10
Bus Trips	10
Grading	10
Private Lessons	11
Facilities	11
For Parents and Students	
Upbeat Club	11
Charms Music Office	12
Student Accounts	12
Web Site	13
Uniform Days, August 4, 5 and 6	14
Band Camp at Wright State, August 9-14	
Band Camp Information	15
Directions/Map for Wright State	20
2009-2010 Schedule	
Rehearsal & Performance Schedule	21
Upbeat Club Volunteer Interest Form	23
Required Forms for Band Camp	
First Aid and Medication Policies	25
• <i>Medical Information & Emergency Authorization Form</i>	27
• <i>First Aid and Supervised Medication Authorization Form</i>	29
Substance Abuse Policy	30
• <i>Student Pledge</i>	32
• <i>Marching Firebirds Contract</i>	32
Wright State Release Waiver	33
Uniform Contract	34

Introduction

You are a member of the Lakota West High School Marching Firebirds. We have had an outstanding tradition of excellence for twelve years. We plan to be even more successful in our thirteenth season and will be working toward this goal all season.

It takes a strong commitment from all members to maintain this status. A big responsibility rests upon your shoulders; it takes the hard work and dedication of every single member to continue this standard of excellence. Prepare yourself, both mentally and physically, for hours of hard work and good clean fun. The memories of the years that you are a member of the Lakota West Band will last you a lifetime.

This handbook explains the policies and programs of the Lakota West Marching Firebirds. You will benefit from understanding the entire organization and your role in it. The Band family consists of roughly 250 students with diverse personalities and talents. The large number of students involved sometimes makes communication difficult. This handbook provides important information to help you understand how the band functions. Please read this with your parents. If you have questions, ask your Section Leader, Field Commanders, Directors, or parent volunteers. Both student and parent signatures are required on the contract at the back of this handbook.

Band Guidelines

1. Proper and good sportsmanship is expected at all times.
2. A good rule to remember: To be early is to be on time; to be on time is to be late; to be late is to miss the bus.
3. Listen to your Field Commanders and Section Leaders. Remember, we are only as strong as our weakest link.
4. Attendance is vital to our success. Attendance is required to all practices and performances – **no exceptions**. The complete attendance policy is explained further in this handbook.
5. Memorization of your drill, music or routine is important to our success.
 - Instrumentalists: You must memorize and pass your music off to the Section Leaders. Dates for this will be announced.
 - Color Guard: Know your choreography and all flags and weapons work.
6. Adhere to all the school rules as stated in the LWHS handbook for all band activities.
7. Public displays of affection will not be tolerated at any time, but especially in uniform.
8. Cell phones must not be carried on your person while you are in uniform (i.e., lock them in your instrument locker, car, etc.). Band directors will confiscate phones from violators.
9. Keep your instruments and equipment in good condition:
 - Instrumentalists: Have your instrument in proper working order. Never be without reeds, oil, grease, etc.
 - Color Guard: Take proper care of flags, rifles, etc.
10. Take care of school-owned instruments and equipment. Damage due to horseplay, lack of proper care, or neglect will be your responsibility. Normal repairs will be handled through the school.
11. Be prepared at all times. Always take your charts, music or supplies out to every rehearsal. There will be random checks to make sure you are prepared.
12. Report no earlier than 45 minutes to your assigned time for any rehearsal or performance. When you arrive, be sure to stay in the band room area only.
13. Respect the band room; no food or drink in the band room.

Student Leadership

The success of the marching band is dependent on Student Leadership. The bigger the band, the more people are needed to take the lead and make sure things are the best they can be. The following is a list of positions within the band and their roles.

Field Commanders

Students selected to be Field Commanders become role models for all other members to follow. Field Commanders set high personal standards and are to be respected by their peers.

Section Leaders/Leadership Team

The directors choose Section Leaders and other Leadership Team members based on their excellent musicianship, leadership, and communication skills. They are an important part of the band's success and work to make their section fit the framework of the entire band.

Seniors

Seniors assume responsibility as part of the leadership team on the field during practice. They make it possible for everyone to learn the drill more effectively.

Musicians

Instrumentalists choose to dedicate their time and energy to music. Band members work to make the entire unit a success and help others make their best contributions. They work to maintain a tradition of pride, effort, enthusiasm and excellence.

Color Guard

The Color Guard uses flags, rifles, and sabres to complete a visually impactful show. The Color Guard's choreography is the "icing" of the show. Members of the Color Guard must audition for positions.

Unlike the band, the Color Guard must purchase their own uniform, including shoes. Prices for the uniform will vary. Members are also responsible for their own performance makeup and hairstyle. The Color Guard Director will determine makeup colors and hairstyle.

Attendance

Good attendance is vital to the entire band success. Every single person is important, and the entire band suffers when even one person is not there. In situations where an alternate needs to be chosen, attendance is the first criteria evaluated.

Tardiness

We understand that you will be involved in clubs, plays, and other school commitments. You must understand that these activities are **not excused**. However, if you get a Marching Band Pass signed, your tardy with a pass will be considered over someone without a pass. In the beginning of the season, your Section Leader will take down the list of clubs you are planning to join. Anytime you have a meeting, you must get a pass from your Section Leader and have the advisor of the club sign it. The same procedure will follow when you are making up a test after school, although these should be made up on Mondays and Fridays if possible. If you leave early from a practice, it will be counted as a tardy. You need a note signed by your parents to leave a practice early.

Absences

The following is a list of excused and unexcused absences for the entire season. If you are absent you must have a note signed by a parent by THE NEXT PRACTICE.

- Unexcused:
 - Doctor's appointment
 - Work
 - Attended school, but not Marching Band practice
 - Driving school
 - Social events of any kind
- Excused (with a note):
 - Sick from school (excused absence from school)
 - Car Teens (state mandated)

** ALL tardies and absences are subject to individual consideration by the Director, Field Commanders, and Section Leaders.

Discipline

In order to maintain discipline in the Lakota West Marching Band, you must exhibit the following qualities at all times:

- Common sense
- Self-respect
- Respect for others
- Respect for authority

If someone becomes a discipline problem, he or she will be removed. Alternates are chosen on discipline as well. Individual problems will be dealt with at the discretion of the Directors and Section Leaders.

Alternates

Since the number of members that perform the competition show is predetermined, a few members will be alternates, i.e., students who do not march in the show. Being an alternate is not necessarily a punishment because the drill is written for a certain number. In some sections, alternates must be chosen. Certain factors are considered when deciding who is not to march in a performance:

- Attendance
- Memorization of music
- Adherence to rules
- Attitude
- Knowledge of drill

Uniforms

Some parts of the Marching Band Uniform are owned by the school (e.g., jacket, pants, hat and hat box, plume and parka); some parts must be purchased through the Upbeat Uniform Committee by each student (e.g., Drill Master marching shoes, black gloves, berets for sousaphone players and Color Guard uniforms) and some parts must be supplied by each student (e.g., black socks, shorts and black t-shirt). Our school uniforms are very expensive; you must give them the very best care at all times.

Shoes, gloves, berets and Color Guard uniforms will be sized during fitting days, but will only be ordered and delivered after payment has been received. Prices: shoes (\$30), gloves (\$4/pair), berets (\$25), Color Guard uniforms (TBD). You may pay via PayPal on our website (www.lakotawestbands.org), or by mailing a check made out to "Lakota West Upbeat Club" to Lakota West Upbeat Club, P.O. Box 1637, West Chester, OH 45071. There will also be someone accepting checks on fitting days. Do not bring cash.

The parka and hat will be sent home with the student and are the student's responsibility until they are turned in at the end of the season. Students need to bring their **hats (in boxes)** to every event. Listen to announcements from Mr. Snyder on whether to bring parkas to an event. The uniforms do not go home with the student, but are kept in the band room. Your uniform must be hung properly each night. Each uniform has a number, and each student is responsible for remembering their uniform number. You must sign the Uniform Contract provided at the end of this Handbook. Your uniform is your responsibility!!

The instrumentalists' uniforms will be cleaned by the Uniform Committee whenever needed; if a uniform requires extra cleaning or repair, the student will be charged. Color Guard's uniform cleaning is the responsibility of the Color Guard members.

The Uniform Committee (uniform moms) work hard to make sure the Lakota West Marching Firebirds look their best at all performances, and we expect the students to do their best to take care of their uniforms and make sure they have everything they need when they arrive at a band event. We are also here to help the students. If you have a problem with your uniform, or have any questions, please contact Malinda Anderson (uniforms@lakotawestbands.org; 856-8445) or just ask any of the uniform moms – we will be happy to help you.

Wearing the Uniform

You must be in full uniform for band performances unless otherwise instructed. This will allow you to feel proud and to make a good impression when you are out in the public eye. Moreover, the band is judged and scored on appearance in all competitions. Each marcher must wear the uniform correctly. Inspection will take place before every performance. Section Leaders will inspect their sections and Field Commanders will inspect Section Leaders.

1. Clean gloves, polished shoes, a shiny instrument and well-maintained equipment are all very important.
2. Your hat must be worn on the top of your head, slightly forward, so the bill is just above the eyebrows and the strap is firmly fastened under the chin.
3. All hair must be securely inside the hat or short enough that it does not touch the collar of the jacket. Elastic bands, clips, hairnets, or skullcaps are suggested. This is YOUR responsibility. The Uniform Committee has emergency hair supplies only. If you aren't sure about your hair, ask BEFORE the first performance. No facial hair, make-up, or jewelry is permitted. All earrings and other piercings must be removed or covered.
4. You must wear a black t-shirt with sleeves under your jacket (no sleeveless tanks).
5. Shorts or boxers must be worn under the uniforms – there are no dressing rooms – everyone changes together.
6. Pants are worn above the waist so the top of the pants is covered by the jacket. Hems MUST NOT drag on the ground. Use the suspenders to pull the pants up, if needed, to keep hems off the ground. Tell a uniform mom IMMEDIATELY if your hem needs adjustment.
7. Plain black crew socks are required for all performances. "Shortie" socks are not acceptable. Socks are not supplied by the uniform committee. Bring your own. All band members must wear Drill Master marching shoes.
8. Students (except percussion) wear black gloves which are ordered during uniform fitting. Additional pairs may be purchased from the Uniform Committee during the season. Clarinets may cut the finger tips out of their gloves.

In the Stands

The band is a vital part of school spirit at football games. Watch the game and your directors because things happen quickly. Be prepared to play "Fight On" after each touchdown.

Rules while in the stands:

- Play your instrument only when the entire band plays.
- The bandstand is for band members only. Do not invite your friends to sit with you in the stand or enter the end zone area at any time.
- Refreshment break comes in the third quarter. Be good hosts to the guest band – allow them to get refreshments first.
- At the end of third quarter, you should be in your seat ready to play. If one person is late, the whole band sits the next game.
- Take care of your instrument to prevent damage.
- Make a good impression. Remember, you are wearing the Lakota West uniform, which stands for your school and community.
- You must have ALL of your music in your own personal flip folder with you at each game. Detentions will be given if you do not have a flip folder.

Bus Trips

At the beginning of the season you will sign a bus list. This will be your traveling assignment for the year. While on the bus the chaperone is in direct charge. You must observe all rules in order to assure a safe trip. These rules include:

- Keep the bus clean; pick up and properly dispose of all trash.
- Maintain silence at railroad crossings
- Use moderation in talking and singing.
- Hands and arms must remain inside the bus at all times.
- Thank and listen to your bus drivers and chaperones.
- Stay seated while the bus is moving.
- Do not board or load equipment on the bus until asked to do so.
- Stay on the bus until asked to unload.
- Leave windows up when leaving away football games unless told otherwise.
- You must travel on the bus to all engagements.
- You may go home with your parents providing your parent/guardian have given written permission to Mr. Snyder and your bus chaperone and speaks to your chaperone at the event.
- Band members must not play instruments near unloading area.

Grading

Marching Band is an eighth period class. You receive 0.25 credits per quarter. Grades are based on:

- Proficiency as determined by the Directors
- Class participation
- Attendance at all scheduled events
- Performance of assigned music and/or routines
- Cooperation in the established guidelines.

Private Lessons

When it comes to playing your instrument to the best of your ability, there is no substitute for study with a competent teacher. The directors will be able to supply you with a list of qualified teachers. It is a proven fact that students studying privately achieve a higher degree of proficiency on their instruments. Individuals benefit personally from private lessons and their increased proficiency makes a positive contribution to the entire music program.

Facilities

The band room is your second home; treat it accordingly. Keep it neat and in order at all times. Do your share to pick up paper, reeds, and other misplaced articles, returning them to their proper place. Have enough pride in the Lakota West Bands to assist with the overall maintenance of the band facilities.

Your school supplies should be kept in a locker and not on the shelves in the band room. Do not walk on the carpet with muddy shoes. NO food or drink is permitted in the band room at any time. The music stands should not be folded down in desk fashion to write. Pay attention to all space the band uses and keep it clean and in good order.

Upbeat Club

The Upbeat Club is the parent support group for the bands. We could not survive without their support. The various committee members and officers spend countless hours working to insure the band's success. Never take them for granted and thank them often for their assistance.

We encourage band and guard parents to get active in the Upbeat Club and attend our monthly meetings (the third Tuesday of each month at 7:30 p.m. in the band room). There are so many different talents needed in this organization, and so many ways – large and small – that you can contribute. Don't be shy! Come and observe a couple of times, and before you know it, you'll be full-fledged member of the family.

Parents can volunteer for activities by completing the form included in this handbook; completing a Volunteer Interest Form online at www.lakotawestbands.org/volunteerform; or by contacting one of the officers or committee chairpersons. Contact information for the Lakota West Upbeat Club is included on our web site at www.lakotawestbands.org.

Works Like a Charm!

The logo for the Charms Music Office Assistant system, featuring the word "CHARMS" in a blue, hand-drawn font on a grey rectangular background.

The Charms Music Office Assistant is an online system used to manage all student and financial information for the Lakota West band program. To log in, click the Charms logo on the left side of our website's home page at www.lakotawestbands.org. **If you need password/log-in information**, send an email to membership@lakotawestbands.org with student and parent names, address, phone number and band instrument (you will then be contacted to verify your identity).

Charms offers several valuable features for students and their parents:

- **Finances.** View your band trip payments, band camp payments, band fees, fundraiser earnings, and student account (Student Miscellaneous Ledger). If you choose, you can pay band fees and make trip payments using your credit card or PayPal account within Charms.
- **Handouts.** View and print Marching Band music and drills, Marching Band Directory, Handbooks, Charms User Manuals, and other important information.
- **Student Info.** Review and update your student and parent contact information (be sure to enter your birthday!). Charms lets us have a single database of student information used in all aspects of our program (director communications, uniform assignment, Upbeat Notes mailings, etc.) So, please make sure we have your correct information!

Student Accounts

As a member of the Marching Firebirds, you will have the opportunity to earn money for your Student Account by participating in a variety of fundraisers over the year. To use the money in your account for band-related expenses or to transfer the balance to a sibling's account, just complete the online form at www.lakotawestbands.org/financesaccountform. Your Student Account information is shown in the Student Miscellaneous Ledger of your Charms account. If you have questions, contact accounts@lakotawestbands.org.

Note: Disbursements from Student Accounts must be made in accordance with IRS laws governing non-profit organizations. As such, Student Account balances can only be used for payment of expenses directly related to the operation of the Lakota West Instrumental Music program. Allowed expenses include band camp fees, trip fees, uniform charges and fees related to required equipment. The personal purchase of music CDs, DVDs, spirit gear, and music lessons is strictly prohibited. Charitable donations may not be designated to an individual student. Student Account balances cannot be refunded, but can be transferred to a sibling's account.

Lakota West Bands

Be sure to check our web site at least once a week for the latest band news and information. Announcements tend to be posted on Mondays but may be added throughout the week.

- Check the front page for critical updates and special announcements for parents.
- Read the director announcements for your band(s).
- Subscribe to the Lakota West Band News email list to receive weekly director announcements and other critical updates during the summer and marching band season. Subscribe online at www.lakotawestbands.org/newssubscribeentry.
- For detailed information about an event, go to the calendar page and click on the event name. This is where you will find a description of the event, special instructions, time, location, web site links, and maps/directions.
- Enjoy our latest photos. Especially during band camp and marching season, new photos are posted regularly. If you’d like to share your own band and guard photos, check the “Photos” for instructions.
- Manage student finances in the “Finances” area. You can pay your band fees and make trip payments online by credit card through our secure PayPal account.
- Visit “The Upbeat Shoppe” to buy fundraising items, Kroger Reward Cards, band DVD’s and spirit gear.
- If you are ever in doubt about an event (is it cancelled? has the time changed?) check this site. The latest information will always be posted here first.

If you see something wrong on our web site or if you know of an event that should be posted, please send an email to web@lakotawestbands.org.

Marching Band Uniform Days

Lakota West Band Room

August 4, 5 and 6

On Tuesday August 4, Wednesday August 5 and Thursday August 6, after pre-camp we will be issuing uniforms, parkas and hats, and we will be measuring for shoes and gloves. It is important to issue the uniforms on these days because pictures will be taken early in the season, and all marchers must have a uniform assigned by that time. We also need to order the shoes and gloves so we can purchase and distribute them before the first football game. You must pay for shoes and gloves on or before August 4, 5 and 6. We will be issuing the uniforms by section according to the following schedule:

Tuesday, August 4 12:30 pm – Percussion
 1:30 pm – Trombones
 2:30 pm – Mellophones
 3:00 pm – Sousaphones

Wednesday, August 5 12:30 pm – Alto Sax
 1:30 pm – Tenor Sax
 2:30 pm – Trumpets

Thursday, August 6 12:30 pm – Baritones
 1:00 pm – Clarinets
 2:00 pm - Flutes

Parents – Your child must appear on his/her scheduled day!

Students – Because we will be issuing over 60 uniforms each day, you will need to arrive on time. We will move you through as quickly as possible, but you will be trying on your uniform, hat and parka, and trying on and ordering shoes and gloves (bring payment!). **Please wear shorts or boxers that will fit under your band pants. There are no dressing rooms!** You will be changing in the band room with everyone else, just as you will during the marching band season.

Section Leaders – Please arrive 15 minutes before your section's appointed time and be prepared to stay with your section to help them with their uniforms.

When you leave, you will take with you your assigned parka and hat, but the uniforms will remain in the band room.

Please note: Students in the following sections should bring two two-liter bottles of pop to school with them on fitting day: Percussion, Trumpets, Trombones, Baritones and Saxophones. This pop will be used for third-quarter refreshments during the football season. Students in the other sections (mellophones, sousaphones, flutes, clarinets and color guard) should bring their two bottles of pop directly to band camp. These drinks will be served during evening snack time at camp.

If you cannot come on your assigned day, or if you have any questions, please contact Malinda Anderson at uniforms@lakotawestbands.org or 856-8445.

Band Camp
Wright State University
August 9-14

NOTE: Students are not to drive themselves to camp. No student may have a car on campus during Band Camp.

Important Dates & Times

- Beginning Date: Sunday, August 9. Transportation both ways is your responsibility.
- Check-in times are staggered to prevent long lines:
 - Seniors: 12:00 noon – 12:45 pm
 - Juniors: 12:45 – 1:30 pm
 - Sophomores & Freshman: 1:30 – 2:30 pm
- Be on the practice field with charts, instruments, and music at 3:00 pm
- Closing Ceremonies/Performance: Friday, August 14 at 7:00 pm

First Aid and Medication

Please read the First Aid and Medication Policies and Procedures in this handbook. (This information is also available online.) The Medical Information & Emergency Authorization (2-sided) and First Aid and Supervised Medication Authorization forms are in the handbook. Please read these forms carefully! The Medical Information and Emergency Authorization must be **signed by a parent/guardian** so your child may be treated in case of illness or injury. We will also need a copy of your medical insurance card (front and back) and a recent photo of the student. **No child will be allowed to stay at band camp until all of these items have been completed and turned in.**

If someone other than a parent will be dropping off your child at camp, please be sure all items have been completed properly and signed by a parent/guardian. Also, medications can only be given to our first-aid volunteers by a parent. If the parent will not be at check-in at camp, they must turn the medications in ahead of time. Students or adults other than the parent/guardian may not turn in the medications to the first-aid volunteers. We will have someone available each day at Pre-Camp to collect forms. It will save you a lot of time at Band Camp check-in if you can turn in your forms and medications ahead of time.

NOTE: We will have a supply of the over-the-counter medications that are listed on the "First Aid and Supervised Medication Authorization" form; please do not bring bottles of these medications. Students are not to keep a supply of their own medications – all medications must be turned in to the first aid volunteers.

At the end of Band Camp, parents are responsible for picking up unused medications from the first aid volunteers before or after the performance on Friday evening. Someone will be available in the dorm lobby before and in the gazebo at the field after the performance. You should try to pack the right amount of medication so there will be no leftovers to worry about. Leftover medication not picked up Friday evening will be discarded.

Band Camp (cont.)

Packing List

- Instrument/Equipment: Make sure you have your music, lyre, reeds, oil, etc. Large instruments/Color Guard equipment will be transported in the equipment truck. It is your responsibility to be sure your instrument/equipment is put on the truck! Listen for instructions during the week of Pre-Camp.
- Bedding: Wright State provides a single bed and mattress. You supply everything else. Bring a sleeping bag or twin sheets, blanket, and a pillow with pillowcase.
- Black shorts and white tennis shoes. (These, along with the band shirt you will receive at camp, are your uniform for Friday's performance).
- Clothing for the week:
 - o Follow the Lakota Schools dress code. T-shirts with sleeves must be worn; shirt and shorts must meet – no bare skin should be visible on the abdomen. This dress code applies for practices and all evening activities. Students who are dressed inappropriately will be sent back to change. See Spirit Days for "theme" of the day, page 16.
 - o Socks & underwear. **It gets hot – bring extra changes of clothing – especially socks & underwear!**
 - o 2 pairs of sturdy shoes for marching – you'll want a spare if it rains.
 - o Pajamas/sleep attire
 - o Jacket or rain poncho
 - o Hat or visor
- Shower gear: towels, washcloths, soap, shampoo, toothbrush, toothpaste, deodorant, etc. Talk to your roommates about sharing a hairdryer and a floor mat/extra towel for outside the shower.
- Sunscreen** & insect repellent
- Water bottle
- Alarm clock!
- Trash bag or two. Students are responsible to take their trash to the dumpsters as needed.
- Coins for pop machine or spending at on-campus store (if available).
- Snacks and extra drinks (each room has a small refrigerator and a microwave), but remember:
 - o There is a cafeteria and you have paid for the meals. There is no need - and no room - to stock the fridge with a week's worth of groceries!
 - o Snacks are provided by the Upbeat Club every evening.
- Two 2-liter bottles of pop. These will be used for evening snacks. Turn these in at the time of registration. *(Students in the percussion, trumpet, trombone, baritone, and saxophone sections should turn in their two bottles at school on uniform fitting day. All other sections should bring their pop to camp.)*
- Do NOT bring valuables.** Being a dorm on a college campus, there is the potential of others being on the floors. We have had some thefts in the past. Keep your dorm room locked whenever you leave.
- Do NOT bring:** cigarettes, too much money, any alcoholic beverages, drugs, clothing with lewd sayings or drawings, fireworks, balloons, skateboards, water guns, etc.

Band Camp (cont.)

Checking In

Check-in is just outside the Honors dorm where we will be staying. *Look for the white tents.* In case of inclement weather, the check-in will be just inside in the main lobby. At the check in area, look for signs to guide you to the right place:

- Turn in your two 2-liter bottles of pop where indicated (unless you turned them in on uniform fitting day).
- There will be check-in tables set up alphabetically.
- Pick up a room key and lanyard at the desk in the lobby. **Note: all fees must be paid before a student gets keys.** You will also receive a room inspection sheet, daily schedule, and list of guidelines. The students are responsible for knowing their schedule and following the guidelines.
- All** students and chaperones will receive wristbands that are to be worn all week. They will be used to identify our group on campus and at mealtimes.
- If you haven't turned in your medical information and medications ahead of time, turn in the Emergency Authorization Form, the First Aid and Supervised Medication Authorization, and all medications to the camp first aid volunteers. Be sure there is a picture of the student and a copy of your medical insurance card (front and back) attached to the medical information form. Also, make sure you have turned in the Substance Abuse Student Pledge and Marching Firebirds Contract.
- There will be a table to sign up for tag day, third quarter refreshments, and other Upbeat Club volunteer opportunities and committees.
- There will be a spirit gear table, where you may order items for your child or yourself.

Take items to student's room:

- Do not** turn air conditioner to the coldest setting. This causes the unit to freeze and then the students may have to wait a day or two with no air conditioning. Set it at a low setting, and the students can set it higher later in the day.
- Do a room inspection with your student. Note any damage on the form you will be given at check-in. NOTE: Students are financially responsible for any damage in the room not reported at check-in.
- Make sure screens are in windows. No screens may be removed during our stay. Students who remove their screens may be subject to a fine by Wright State.
- Immediately notify the chaperone on your floor of any damage in the room. If there is no chaperone available, report problems at the registration area.
- One room inspection form per room signed by all students in that room will be collected at Sunday evening bed-check by the chaperone.

Band Camp (cont.)

Our Schedule

The week-day schedule is as follows (times subject to change):

6:15 – 7:00 am	Morning Exercises
7:00 – 7:35 am	Breakfast
7:45 – 11:30 am	Practice Field/Play Rehearsal
11:30 – 12:15 pm	Lunch (catered to field)
12:15 – 1:15 pm	Sectionals
1:30 – 4:00 pm	Practice Field
4:00 – 5:15 pm	Free Time
5:30 – 6:15 pm	Dinner
6:15 – DARK	Practice Field
9:30 – 11:00 pm	Free Time (pop and snacks served)
11:00 pm	Curfew/Bed Check

At “bed check”, chaperones check to see that each student is in his/her own room and then put masking tape on the outside of the door. If the tape is disturbed before being removed by the chaperone in the morning, the incident is reported to the Director and there is a risk of expulsion from camp and marching band. (Of course, students may remove the tape in the event of an emergency, but they must report immediately to their chaperone.)

Students can bring games, cards, guitars, etc. for free time. Some people bring TV/VCRs/DVD players to watch movies and play games (if your child does, encourage him/her to keep the dorm room locked when away). Some students use free time to nap or just chill with friends. There are just a few rules:

- No girls on the boys’ floors; no boys on the girls’ floors.**
- Students must stay on campus at all times.**
- No pizza/other food delivery to dorms after 10:00 pm (i.e., call before 9:00).
- Note: No visitors other than parents are permitted during the week.**

Special Days and Events:

There are three “special events” during the week:

Sunday evening: Cornhole Tournament
Wednesday evening: Indoor playing rehearsal
Thursday evening: Special free-time activities

Camp Spirit Days: Students dress to fit the “theme” of the day

Sunday – “sports day”
Monday – “tie-dye day”
Tuesday – “twin day”
Wednesday – “nerd day”
Thursday – “section day”
Friday - “LW Firebird/Spirit Day”

Band Camp (cont.)

Checking Out

Students are given time on Friday afternoon to pack, clean rooms and move all belongings out of the room. **All rooms must be clean and empty and room keys turned in to a chaperone in order for the student to get a pass for dinner.**

- If you can arrive on Friday to move your student's belongings out of the room **between 4:00 and 5:15**, you can be on the road sooner after the performance. (Suggestion: move student's belongings out of the room and then go out to eat or bring a picnic dinner to eat up by the field while students are getting their pizza and preparing for the performance. **Students are not to leave campus during this time.** You may want to park near the field for the performance. This will free up the parking lot for parents who must load their cars after the performance. There will be signs guiding you to the appropriate lots. Please park only at the dorm or lots marked for Lakota West visitors.
- Students' whose parents cannot arrive before 5:15 will move their belongings into a storage area. If you are not able to pick up your child's belongings by 5:15, please wait until after the performance. After that time, students and chaperones will be preparing for the performance and having dinner. Immediately after the performance, proceed to the dorm to collect your student's belongings from the storage area. Please be considerate - the chaperones are sleep-deprived and want to get home! Please retrieve your child's belongings as quickly as possible.

The Friday Performance

The band will perform their pre-game show and competition show for parents, friends and alumni at 7:00 PM. It is absolutely incredible to witness the progress made over the week! The performance is on the Village Field. Parking near the field and at the dorms will be tight, so allow time for walking if you must park farther away. Also, be sure to park at the dorm or a lot marked for Lakota West. **Bring lawn chairs!**

Summary

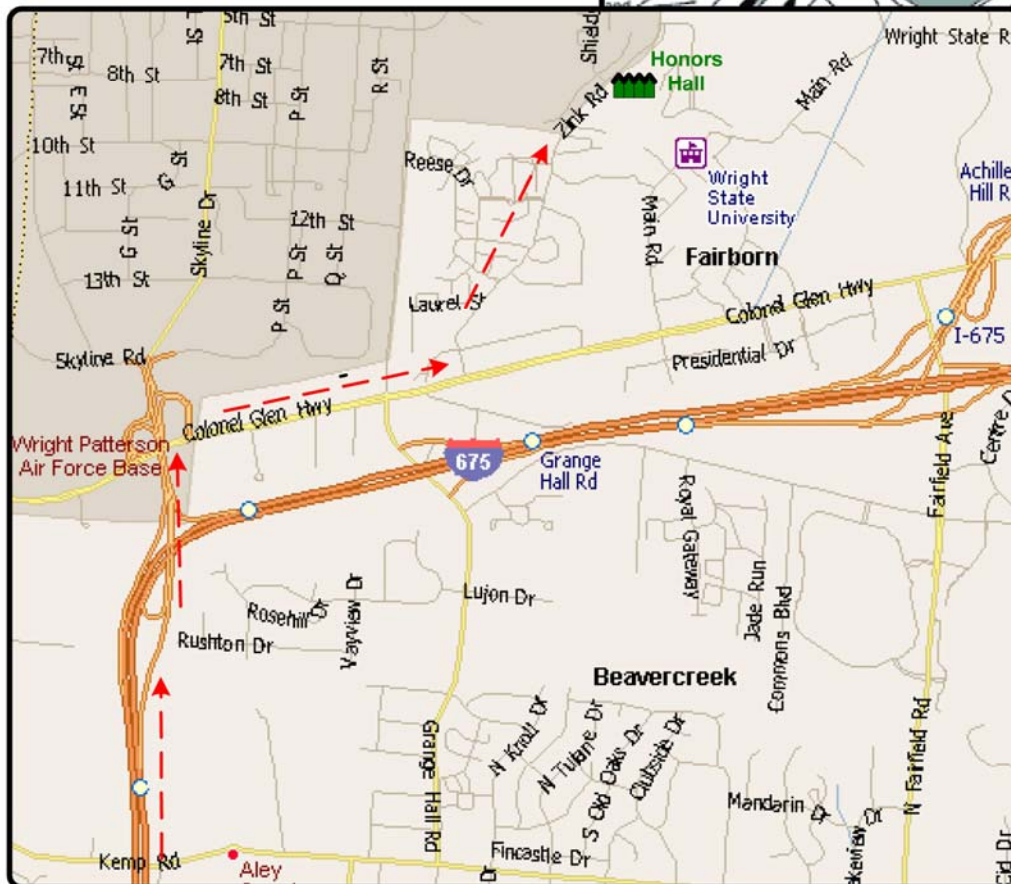
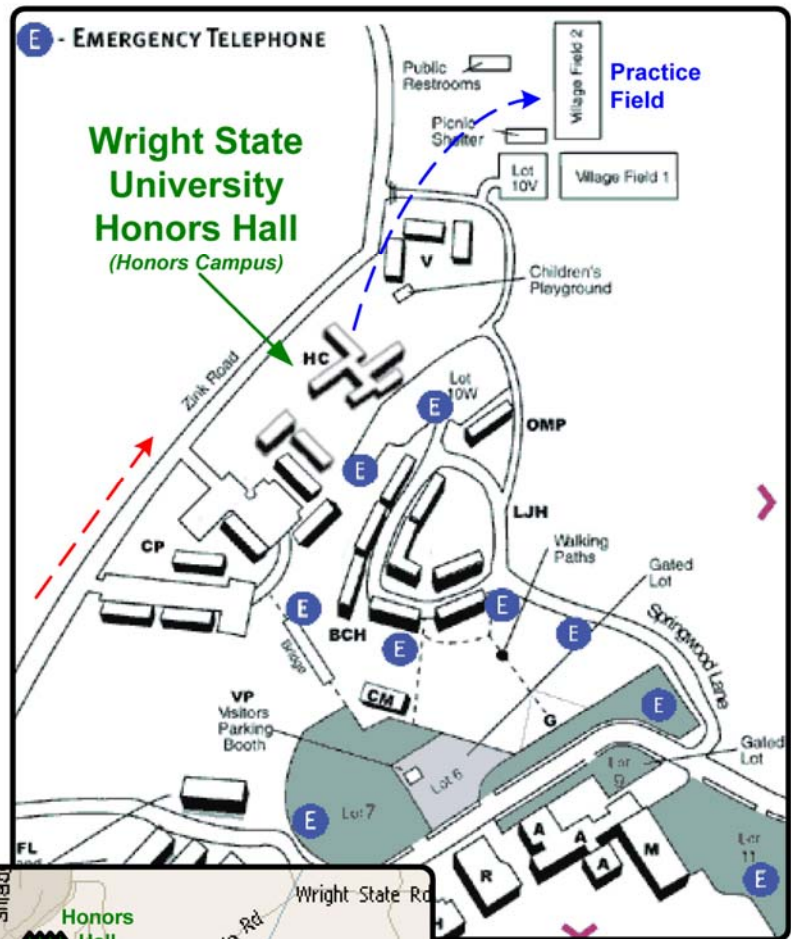
To avoid confusion at check-in, if you haven't turned in the following items ahead of time, be sure to have:

- Medical Information & Emergency Authorization signed by a parent/guardian
- First Aid and Supervised Medication Authorization signed by a parent/guardian
- Picture of student for medical form
- Copy of front and back of medical insurance card
- Any prescription or over-the-counter medications (must be turned in by parent/guardian)
- Substance Abuse Student Pledge signed by the student AND a parent/guardian
- Lakota West Marching Firebirds Contract signed by the student AND a parent/guardian
- Wright State waiver
- A check for any outstanding payments

Important!! Your student cannot stay at camp without these items!

Directions to Lakota West Band Camp at Wright State University

1. Take I-75 North to I-675 North
2. Follow I-675 to Exit 15, "WPAFB Area B, Col Glenn Hwy"
3. On the long exit ramp, be sure to follow the signs for Colonel Glenn Highway or you'll end up facing some very stern guards at Wright Patterson Air Force Base.
4. At the traffic light, turn left onto Colonel Glenn Highway
5. At the 4th traffic light (.7 miles), turn left on Zink Road. Zink Road is just before Meijers.
6. Follow Zink Road for .9 miles. Turn right into parking lot for the Honors Hall (second driveway after you pass College Park Road).



Lakota West Marching Firebirds Rehearsal & Performance Schedule

During June and July all sections will get together occasionally for sectionals at the discretion of the Section Leader. Attendance is not mandatory but highly encouraged.

Thursday, June 11	Rookie Marcher Day (Parent Meeting)	2:00-5:00 PM 4:30 PM	Lakota West
Monday, Aug 3 through Friday, Aug 7	Pre-Camp	7:00 AM – Noon	Freshman School
Tuesday, Aug 4 Wednesday, Aug 5 Thursday, Aug 6	Uniform Fitting	After Pre-Camp	Lakota West
Sunday, Aug 9 through Friday, Aug 14	Band Camp		Wright State
Tuesday, Aug 18 through Thursday, Aug 20	Post Camp	7:00 AM – Noon	Lakota West
Tuesday, Aug 25	Post Camp	Noon – 5:00 PM	Lakota West
Wednesday, Aug 26	Practice after 1 st Day of School	3:00 – 5:00 PM	Lakota West
Thursday, Aug 27	First Silver Night	7:00 – 9:00 PM	Lakota West Stadium
Tuesday and Wednesday	Normal Practice After School	3:00 – 5:00 PM	Lakota West
Thursday	Silver Night Practice	7:00 – 9:00 PM	Lakota West Stadium
Thursday, Sept. 24, and Oct. 8	Afternoon Practice	3:00 – 5:00 PM	Lakota West

Performance Schedule

Friday, Aug 14	Band Camp Closing Ceremonies	7:00 PM	Wright State
Friday, Aug 28	Northmont Football	TBA	Welcome Stadium
Friday, Sept 4	Lancaster Football	7:30 PM	Lakota West
Saturday, Sept 12	TAG Day	9:00 AM	Lakota West
Saturday, Sept 12	Troy Trojan Invitational	Evening	Troy, OH
Friday, Sept 18	Hamilton Football – Freshman Night	7:30 PM	Lakota West
Friday, Oct 2	Mason Football	7:30 PM	Lakota West
Saturday, Oct 3	Miami Trace Band Invitational	Evening	Miami Trace, OH

Performance Schedule (continued)

Friday, Oct 9	Kalahari (Indoor Waterpark)	TBA	Sandusky, OH
Saturday, Oct 10	Kalahari; evening competition at Amherst HS	TBA	Amherst, OH
Sunday, Oct 11	Cedar Point Amusement Park	TBA	Sandusky, OH
Friday, Oct 16	Princeton Football – Senior Night & Homecoming	7:30 PM	Lakota West
Saturday, Oct 24	Tecumseh Showcase of Bands	Evening	New Carlisle, OH
Friday, Oct 30	Football @Lakota East	7:30 PM	Lakota East
Saturday, Oct 31	OMEA State Finals	Evening	Dublin, OH
Thursday, Nov 5	Concert and Awards	7:30 PM	Lakota West
Monday, May 31	Memorial Day Parade	10:00 AM	Union Elementary

Color Guard: See Color Guard Schedule for additional practices

Check www.lakotawestbands.org for updates.

Upbeat Club Volunteer Interest Form - SIDE 1
2009 - 2010 School Year

You can complete this form online at
www.lakotawestbands.org/volunteerform

Lakota West has an extensive number of band activities and we need lots of volunteers! No experience is necessary for any of the activities - we will be happy to train you! Please let us know your area(s) of interest! You can make a real difference for the students in our program AND make great friends along the way.

Turn this form in at band camp check-in, or mail to:

Lakota West Upbeat Club, Inc., P.O Box 1637, West Chester, OH 45071-1637

Volunteer Name _____ **Gender** F / M

Street Address _____

City, State Zip _____

Phone _____ **Email** _____

Please indicate your relationship with the Lakota West band program

(check appropriate boxes)

- Parent or legal guardian of current band/guard member

Student Name _____ Grad Year _____

- Band/guard alumnus

- Parent or legal guardian of band/guard alumnus

- Other _____

There are many opportunities for those who can volunteer for an occasional hour or two (especially the fundraising activities) and opportunities for those who would like to be more involved. A limited number of parents who help at the football games – video crew, pit crew, etc. – may get into the home football games for free. Bus chaperones and pit crew members who help at the competitions may get into the competitions for free.

Upbeat Club Volunteer Interest Form - SIDE 2

Below is a list of the major on-going volunteer opportunities. Please indicate your interest by checking the box(es) to the left of the activities. You will be contacted by the leader of the activity as it is being organized. *If you are interested in LEADING any of these activities, indicate this in the "Additional Information" area at the bottom of the page.*

MARCHING BAND

- Band Camp Chaperone*
- Band Camp Check-In/Check-Out
- Band Camp Notary Public
- Band Camp First Aid Team
- Pit Crew
- Color Guard Crew
- Split the Pot
Ticket Seller
Money Counter
- 3rd Quarter Refreshments
- Bus Chaperone*
- Flag Sewing
- Video Crew (DVD Photo/Video)

OTHER ACTIVITIES

- Uniform Committee
- Band Concert Programs
- Band Concert Sponsorships/Ads
- Upbeat Club Newsletters/Mailings
Upbeat Notes Editor
Copying/Mailing
- Web Site Photography
- Winter Guard Competitions Crew
- Solo/Ensemble Contest
Concessions
Event Staff
- WCCTV Camera Operator
- Publicity
- Web Site

FUNDRAISING

- Tag Day
*Driver**
Counter/Runner/Stuffer
- Coupon Book Day
*Driver**
Counter/Runner/Stuffer
- Pancake Breakfast
Committee
Server/Host, Cook, Collector
- Basket Raffle & Silent Auction
Committee
Event Staff
- Nelson Chicken Dinners
- Cookie Dough Sale
- Kroger and Meijer Reward Cards
- Spirit Gear Sales
- Corporate Sponsorships/Grants

- Homearama
- Kings Island

Additional Information

* Only parents or legal guardians of participating students may serve as chaperones and drivers.

FIRST AID and MEDICATION POLICIES & PROCEDURES

First Aid Policy: Providing medical care to a student is the responsibility of the parent and should not be assumed by the Lakota West Upbeat Club (LWUC). The LWUC schedules volunteers to assist with first aid at band activities.

Forms: The following items must be completed and turned in before band camp, or at band camp check-in. **Students with incomplete or missing information or items will be sent home until all information is complete – no exceptions!**

1. MEDICAL INFORMATION & EMERGENCY AUTHORIZATION (two-sided)
2. FIRST AID and SUPERVISED MEDICATION AUTHORIZATION
3. Copy of medical insurance card
4. A recent picture of the student

First Aid Procedure: The LWUC will schedule volunteers to provide first aid for minor injuries (e.g., sprains, blisters) during band activities. Should a volunteer judge that the injury or illness requires immediate attention, the student will be transported to an urgent care center or emergency room. Costs of emergency transportation and medical care are the responsibility of the parent/guardian.

Should a volunteer judge that a student requires non-emergency medical attention for injury or illness, the student's parent/guardian will be notified to take the student from the band activity for appropriate attention. If parents are not available, the adult designated on the Medical form will be called to transport student.

If the student wishes to return to the band activity:

1. Student must be able to get to destinations under their own power or by buses provided to the band.
2. Students must be able to exit buildings, including navigate stairs, under their own power during an emergency.
3. If the medical volunteers and band director feel it necessary, non-ambulatory students must be accompanied by a parent or parental representative during the day and may not remain at band camp overnight. Students will not be transported in the golf cart or chaperones' cars.
4. Students will be expected to participate as much as physically possible.
5. Students must meet the following criteria:

Students with "non participation" doctor scripted medical excuses:

1. must be ambulatory
2. must not require additional care from first aid volunteers

Students requiring **ongoing care** for injuries and illnesses:

1. may remain with the band if they are able to care for their own wounds, injuries, and illnesses, including providing bandaging supplies.
2. The first aid station may supply ice packs for temporary problems (less than 4 hours)
3. Students with any injury treated by a doctor requiring ice therapy or rewrapping may stay at band camp if accompanied by a parent or parental representative.

Students exhibiting symptoms of a contagious illness will be isolated until a parent is notified to remove the student from the activity.

FIRST AID and MEDICATION POLICIES & PROCEDURES (cont.)

Medication Supervision Policy: Students take their own medications with their parent's/guardian's permission and under the supervision of an adult volunteer. Students are not permitted to carry or store any medications and they may not take medications unless they are supervised. EXCEPTIONS: (1) students with asthma may carry and use inhalers; (2) students with diabetes may carry and administer insulin; (3) students with severe allergies may carry and use epinephrine.

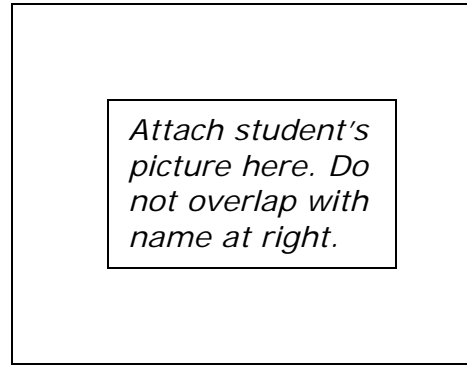
Medication Supervision Procedure:

1. Student's parent/guardian must complete the Medication Authorization for all prescription and over-the-counter medications that the student is permitted to use during band activities for the current year (August through June).
2. Medications will be stored in re-sealable plastic bags (provided by LWUC) that are individually labeled with the student's name, the medication, medication dose, and times the medication is to be taken. The parent must bring enough medication for the duration of the band activity, complete and sign the label for the bag, and place the medication in the bag. STUDENTS WILL NOT BE PERMITTED TO COMPLETE THEIR OWN LABELS. IF A PARENT/GUARDIAN CANNOT BE AT BAND CAMP/TRIP CHECK-IN, THE PARENT MUST MAKE ARRANGEMENTS TO MEET WITH A LWUC VOLUNTEER AHEAD OF TIME.
3. The LWUC will have available acetaminophen (e.g., Tylenol®), ibuprofen (e.g., Advil®/Motrin®), and calcium carbonate (e.g., Tums®). Labels do not need to be completed for these medications, but they must be checked on the signed Medication Authorization in order for the student to take the medication.
4. EXCEPTIONS:
 - a. ASTHMA - Students with a prescription for an asthma inhaler may carry and use the inhaler as needed. This medication must be listed on their Medication Authorization form. Should the student use his/her inhaler, s/he should notify the first aid volunteer.
 - b. DIABETES - Students with diabetes may carry and use their own blood glucose monitoring equipment and administer their own insulin. Students with diabetes should report to the first aid volunteer daily if blood sugar is stable and more frequently if blood sugar is not stable during band activities.
 - c. SEVERE ALLERGIES – Students who have had severe allergic reactions and have a prescription for epinephrine injection (e.g. EpiPen) in the event of an emergency may carry this medication. Should the student use this medications, s/he should notify the first aid volunteer immediately.
5. THE STUDENT IS RESPONSIBLE FOR REPORTING TO THE FIRST AID VOLUNTEER TO BE SUPERVISED TAKING THEIR MEDICATIONS. LWUC volunteers are NOT responsible to assure students have taken medications.
6. Students will initial the Medication Record when medications are taken.
7. The parent/guardian must pick up any remaining medication from the LWUC volunteer at the end of the band activity. Medications that are not picked up at the end of the band activity will be destroyed. The Medication Record will be maintained until the completion of band activities for the year and then destroyed unless the parent/guardian requests to pick up this form.
8. If a student requires more medications than space available on the form, a second form is to be completed and clearly labeled as "page 1 of 2 and page 2 of 2", etc as necessary.

If medications are changed or eliminated, the parent/guardian is responsible to update the Medication Authorization form.

LAKOTA WEST BANDS MEDICAL INFORMATION & EMERGENCY AUTHORIZATION—SIDE 1

- Medical History Form on back is completed (required).
- A copy of student's medical insurance card, front and back, is attached to this form (required).
- A picture of the student is attached to this form (required).



Student Name: _____
 Date of Birth: _____
 Last _____
 First _____
 Sex: M F

Street Address: _____ Home Phone: _____

City, State, Zip: _____

Mother's Name: _____ Work Phone: _____

Address if diff than student: _____ Home Phone: _____

_____ Mobile Phone: _____

Father's Name: _____ Work Phone: _____

Address if diff than student: _____ Home Phone: _____

_____ Mobile Phone: _____

Person to contact if parent is not available: _____

Relationship: _____ Phone: _____

Dentist to be called: _____ Phone: _____

Doctor to be called: _____ Phone: _____

I agree to provide or pay for transportation for my son/daughter if the First Aid Coordinator determines that he/she must leave the event due to medical reasons.

LAKOTA WEST BAND EMERGENCY MEDICAL AUTHORIZATION

In the event reasonable attempts to contact me have been unsuccessful, I hereby give my consent for (1) the administration of any treatment deemed necessary by a licensed physician or dentist; and (2) the transfer of the child to an emergency medical facility. This authorization does not cover major surgery unless the medical opinions of two other licensed physicians or dentists who concur in the necessity for such surgery are obtained prior to performance of such surgery.

Parent/Guardian Signature

Date

This form is due:

- | | |
|-----------------|---|
| Color Guard | May 5 |
| Leadership Team | July 31 |
| Marching Band | August 3 |
| Band Members | September 1 (Students not in Marching Band) |

This information is confidential and will be destroyed at the conclusion of Band/WinterGuard Activities for the 2009-2010 school year.

**LAKOTA WEST BANDS MEDICAL INFORMATION
& EMERGENCY AUTHORIZATION—SIDE 2**

Health History – to be completed by parent/guardian

Student's Name: _____
Last
First

Apart from minor childhood illnesses, is the student's health generally good? Y ____ N ____

Immunizations: (if disease, put "D" and year) **Medications** (over the counter and prescription)

	Last year given	<i>This is for medical information only. This does not authorize the administration of these medications during band activities.</i>		
Tetanus	_____			
Diphtheria	_____			
Pertussis	_____	Medication	Dose	Times Given
Measles	_____	_____	_____	_____
Mumps	_____	_____	_____	_____
Rubella	_____	_____	_____	_____
Polio	_____	_____	_____	_____
Chicken Pox	_____	_____	_____	_____

Hospitalization History: *Is there a history of any of the following?*

	<i>No</i>	<i>Yes</i>	<i>Year</i>	<i>Details</i>
Diseases/injuries requiring X-rays:	___	___	_____	
Illnesses requiring hospitalization:	___	___	_____	
Injuries requiring hospitalization:	___	___	_____	

Medical History: *Is there a history of or present condition or disease of any of the following?*

	<i>No</i>	<i>Yes</i>	<i>Year</i>	<i>Details</i>
Drug reaction (specify drug and type of reaction)	___	___	_____	
Other allergic reactions (e.g., food, animal, insect, plant)	___	___	_____	
Diabetes	___	___	_____	
Epilepsy	___	___	_____	
Asthma or other lung disorder	___	___	_____	
Heart disorder of disease	___	___	_____	
Murmur	___	___	_____	
Rheumatic fever	___	___	_____	
Bleeding disorder	___	___	_____	
Recurrent Strep throat	___	___	_____	
Frequent nausea	___	___	_____	
Frequent diarrhea	___	___	_____	
Appendicitis	___	___	_____	
Recurrent urinary tract infection	___	___	_____	
Menstrual problems	___	___	_____	
Hernia	___	___	_____	
Problems w/ back, limbs, joints	___	___	_____	
Physical deformity	___	___	_____	
Sleep disorder	___	___	_____	
Emotional/behavioral issues	___	___	_____	
Other (explain)	___	___	_____	

This information is confidential and will be destroyed at the conclusion of Band/Winter Guard Activities for the 2008-2010 school year.

FIRST AID and SUPERVISED MEDICATION AUTHORIZATION

Name of Student: _____

(no nicknames – please print): *Last*

First

I have read the Lakota West Upbeat Club First Aid and Medication Policies and Procedures and agree to the following:

- I understand that LWUC volunteers, not health care professionals, will be available to provide first aid for minor injuries during band activities. I understand that I will be contacted to pick up my child should a volunteer judge that my child requires medical attention and that my child will be transported to an urgent care center or emergency room should a volunteer judge that immediate medical attention is required. I understand that any costs of emergency transportation and medical care are my responsibility. I hereby release LWUC and its volunteers from any financial or legal cause of action arising through sickness or accident, except by reason of gross negligence by LWUC and/or its volunteers during band activities.
- I give my permission for a LWUC adult volunteer to supervise my child taking the medications listed below. If I check the boxes giving this student permission to take acetaminophen, ibuprofen, or calcium carbonate this student has permission to take these medications from the supply provided by the LWUC; if I do not check the boxes, the student will not be permitted to take these medications. I have completed the label on the medication bag for all other medications and have verified that the correct medication is in the labeled bag. I understand that it is the student’s responsibility to report on time for all medications. I hereby release LWUC and its volunteers from all responsibility to results of such medications.

Parent/Guardian Printed Name: _____

Parent/Guardian Signature: _____ Date: _____

Medication & Dose	Instructions
<input type="checkbox"/> Acetaminophen (e.g., Tylenol®) 325 mg or 500 mg	1 – 2 tablets by mouth every 4 hours as necessary for headache or pain.
<input type="checkbox"/> Ibuprofen (e.g., Advil®/Motrin®) 200 mg	1 – 2 tablets by mouth every 4 hours as necessary for headache or pain
<input type="checkbox"/> Calcium carbonate (e.g., Tums®) 500 mg	2 - 4 tablets chew and swallow every hour as necessary for upset stomach; maximum of 12 tablets in 24 hours.
<input type="checkbox"/>	
<input type="checkbox"/>	
<input type="checkbox"/>	
<input type="checkbox"/>	
<input type="checkbox"/>	

Substance Abuse Policy

LAR 6201.2 CONSEQUENCES OF SUBSTANCE ABUSE MARCHING BAND GUIDELINES

First Offense: Possession and/or Use

1. Student will be suspended from all band practices up to five continuous practice days and the next 30% of regularly scheduled performances.
2. If the substance abuse violation occurs during the academic school year Lakota Board Policy 6201 for Rule 9 will apply.
3. Positions of leadership (i.e. field commanders, sections leaders) are forfeited.
4. If the first offense occurs after the end of the student's marching band season, but prior to awards program, the student will be denied participation in the awards program. The student will receive his/her awards only upon successful completion of the reinstatement process.
5. Financial responsibility of the professional assessment and counseling sessions lies with the parents of the student.
6. To be eligible for reinstatement in the marching band program the following requirements must be met:
 - A. The student must submit to a professional drug/alcohol assessment. Proof of assessment completion must be provided to the building principal or designee. The professional assessment agency must be accredited and acceptable to the school district.
 - B. If the assessment indicates treatment procedures, the student must follow the prescribed program to be eligible for reinstatement.
 - C. For all substance abuse policy violations, the final phase of reinstatement will require a hearing with the student and his/her parent/s before an appeals board. Parent/s must accompany the student.
 - D. It is the student's responsibility to schedule the appeal hearing with the building principal.
 - 1) The appeals board will consist of the building principal or designee (asst. principal), marching band director, a member of guidance department and/or district substance abuse coordinator.
 - 2) Upon hearing the appeal made by the student and his/her parent/s, the appeals board will make a recommendation to the principal as to whether reinstatement to the program is justified.
 - 3) If the student is reinstated, he/she must re-sign the substance abuse pledge form. If reinstatement appeal is refused, the student will be denied participation until the following marching band season.
7. The student's grade may be affected because of missed rehearsals and performances.
8. The student will not participate in "overnight" trips during the current marching band season.

Substance Abuse Policy (cont.)

Second Offense: Possession and/or Use

1. Student is denied participation in Lakota's Marching Band program for one calendar year from the date of the infraction.
2. In order to be reinstated to the Lakota Marching Band program after one year of denied participation, a student must complete all aspects of the reinstatement criteria as outlined in the "first offense" section.
3. It is the student's responsibility to communicate with the building principal or designee all aspects related to the completion of the reinstatement criteria.
4. If the second offense occurs after the end of the marching band season but prior to the awards program, the student will be denied participation in the awards program and will not receive any awards.
5. Financial responsibility for all professional assessment and counseling sessions lies with the parent/s of the student

Disciplinary Procedures and Appeals Process

1. When a student is suspected of using or possessing drugs of abuse, alcoholic beverages or tobacco products, the student will immediately be removed from the activity pending the outcome of a school hearing.
2. The band director shall notify the parent/s and school officials of the alleged violation.
3. The student and parent/s must have the opportunity to appear at a hearing before the principal or designee and the marching band director. The student has the right to challenge the reasons for intended program suspension or otherwise explain his/her actions. The hearing shall be held within 5 working days.

History: Adopted 6/27/2005

Legal References: ORC §§ 3313.20, 3313.534, 3313.66-3313.662, 3321.13
OAC § 3301-35-03

Cross-References: Board Policy 6201
Form 6201I

Substance Abuse – Student Pledge

As a participant in the Lakota Marching Band program, I agree to abide by all rules and guidelines, especially those regarding the use, sale and/or possession of alcohol/drugs/tobacco. Chemical dependency is a progressive but treatable disease characterized by repeated alcohol and/or drug use in spite of recurring problems. Therefore, I accept and pledge to abide by the rules listed in the Student Marching Band Handbook, the Student Code of Conduct as established by the Lakota Board of Education, and all other rules established by the marching band director. To demonstrate my support, I pledge to:

1. Not use or possess any alcoholic beverages, drugs of abuse or tobacco during marching band season.
2. Support my fellow students by setting an example and abstaining from the use/possession of drugs/tobacco/alcohol.
3. Not to enable my fellow students, who use drugs/tobacco/alcohol, I will not cover for them or lie for them if any rules are broken. I will hold other band members accountable for their actions.
4. Seek information and assistance in dealing with my own or other band members' problems.
5. Be honest with my parents about feelings, needs, and problems.
6. Be honest with my band director or other school personnel when the best interests of my fellow students are jeopardized.

I have read and understand the Lakota Local School District and Lakota Marching Band program's substance abuse policy and agree to abide by it.

STUDENT SIGNATURE: _____ Date: _____

I have read and understand the Lakota Local School District and Lakota Marching Band program's substance abuse policy and agree to hold my child responsible to abide by it.

PARENT SIGNATURE: _____ Date: _____

LAKOTA LOCAL SCHOOL DISTRICT FORM 62011
Cross-Reference: Board Policy 6201

Adopted 6/27/2005

Lakota West Marching Firebirds Contract

Having read the contents of the Marching Band Handbook, I hereby agree to all the rules and regulations stated. I will act at all times for the good of the Lakota West Marching Firebirds.

Student Name (print): _____

Student Signature: _____

Parent/Guardian Signature: _____

Sign the Student Pledge and Contract. Return prior to start of Band Camp.

Wright State University - Assumption of Risk and Release

I (the undersigned) assume responsibility for any injury, loss, or damage resulting directly or indirectly from my child's (name/age) _____ participation in the Lakota West Marching Band Camp on August 9 – 14, 2009 at Wright State University and will not institute any negligence or other claim against Wright State University, its agents, or any other person(s) who could be held liable in either their individual or official capacities and agree to hold the above named parties harmless from liability for any personal or property injury. I attest and verify that my child has no known medical problems or conditions which would prevent him/her from participating in this activity; and in case of a medical emergency, I authorize Wright State University, or its duly authorized agents to transport my child to a health facility/hospital for medical care if it is deemed necessary. I further authorize such physician, health facility, or hospital to perform any emergency procedures necessary to provide my child with medical treatment. I have read and understood the foregoing and voluntarily sign this release as my own free act and deed.

Date: _____

Parent/Guardian (Print)

Parent/Guardian (Signature)

Marching Band Uniform Contract Lakota West Band Members

The Marching Band Uniforms will remain in the band room while not in use. It will be imperative that each student be responsible for their uniform while it is in their possession. The uniforms are very expensive to replace. Therefore, any missing or damaged uniform clothing will be replaced at the cost of the band member. Please complete the information below and return the form to Malinda Anderson on August 3.

Last Name _____ **First Name** _____
(Please Print)

Marching Band Uniform Contract

I, _____ (parent) agree to pay the actual cost for any missing uniform clothing that is lost or damaged by my child during the 2009 marching season.

The costs are estimated at:

Jacket	\$250
Pants	\$125
Hat	\$50
Plume	\$15
Hat Box	\$15
Parka	\$100

Parent Signature _____

Date: _____

Student Signature _____

Date: _____